

ASIA PACIFIC EQUITY MY FUND

NOVEMBER 2024



ALL DATA AS AT 31 OCTOBER 2024 UNLESS OTHERWISE STATED

FUND INFORMATION

Launch Date: 21 July 2005

Fund Category/Fund Type: Equity/growth

Fund Size: RM43,275,975.61

Initial Offer Price: RM0.5000

NAV per Unit: RM0.6843

EPF Investment Scheme: Nil

ISIN No: MYU940000AL8

FEES, CHARGES AND EXPENSES

Annual Management Fee:
Up to 1.50% of the NAV per annum

Annual Trustee Fee:
Up to 0.07% of the NAV per annum, subject to a minimum of RM18,000 per annum (excluding foreign custodian fees and charges)

Sales Charge:
Up to 5.00% of the NAV per Unit

Redemption charge: Nil

Redemption Payment Period: Seven (7) business days

TRANSACTION DETAILS

Minimum Initial Investment:
Lump Sum: RM1000*
Regular Investment: RM100*

Minimum Additional Investment:
Lump Sum & Regular Investment: RM100*
* The Manager reserves the right to change the minimum amounts stipulated above from time to time

DISTRIBUTIONS

Income Distribution Policy: Incidental

Fund NAV:

	NAV	Date
52-Week High	0.7410	12-07-2024
52-Week Low	0.6309	02-11-2023

FUND MANAGER

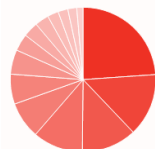
Eastspring Investments Berhad

Eastspring Investments Berhad 200001028634 (531241-U)
Level 22, Menara Prudential,
Persiaran TRX Barat,
55188 Tun Razak Exchange,
Kuala Lumpur
Tel: 603 - 2778 3888
E-mail: cs.my@eastspring.com
Web: www.eastspring.com/my

FUND OBJECTIVE

The Fund seeks to provide medium to long-term capital growth.

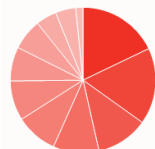
ASSET ALLOCATION*



1. Information Technology	23.88%	8. Consumer Staples	3.81%
2. Financials	14.06%	9. Materials	3.37%
3. Industrials	12.22%	10. Utilities	3.10%
4. Real Estate	11.17%	11. Exchange Traded Fund	2.46%
5. Cash & cash equivalents	8.19%	12. Technology	2.19%
6. Telecommunication Services	6.71%	13. Consumer Discretionary	1.99%
7. Health Care	5.46%	14. Energy	1.39%

* as percentage of NAV.

COUNTRY ALLOCATION*



1. China	17.89%	7. Korea, Republic of	7.56%
2. Singapore	16.99%	8. Indonesia	6.85%
3. India	11.60%	9. Thailand	4.61%
4. Malaysia	10.20%	10. Australia	4.53%
5. Taiwan, Province of China	9.31%	11. Philippines	1.62%
6. Hong Kong	8.85%		

* as percentage of NAV.

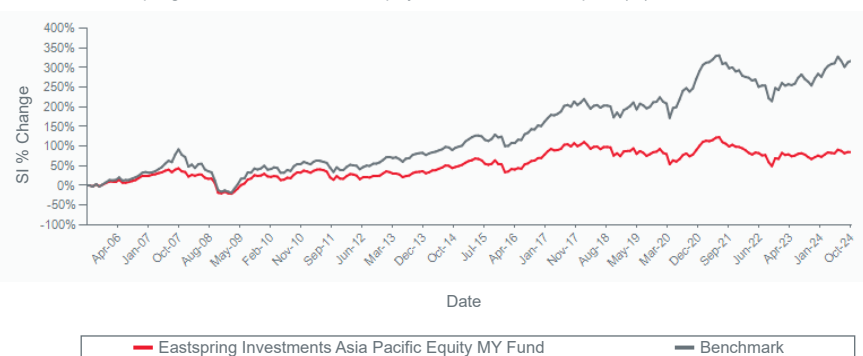
TOP HOLDINGS*

1. Taiwan Semiconductor Manufacturing Co., Limited	6.19%	4. Sats Limited	3.78%
2. Tencent Holdings Limited	4.53%	5. Singapore Telecommunications Limited	3.18%
3. Samsung Electronics Co., Limited	4.41%		

* as percentage of NAV.

FUND PERFORMANCE

Eastspring Investments Asia Pacific Equity MY Fund - Since Inception (SI) Return Vs Benchmark



The performance is calculated on NAV-to-NAV basis with gross income or dividend reinvested

Source: Lipper for Investment Management. Past performance is not necessarily indicative of future performance.

ASIA PACIFIC EQUITY MY FUND

NOVEMBER 2024

ALL DATA AS AT 31 OCTOBER 2024 UNLESS OTHERWISE STATED

PERFORMANCE TABLE

	1 month	6 months	YTD	1 year	3 years	5 years	10 years	Since Inception
Fund	-0.27%	1.14%	5.00%	10.55%	-9.26%	0.07%	25.68%	84.78%
Benchmark *	0.92%	2.02%	8.62%	17.78%	4.16%	33.84%	112.97%	317.32%
Lipper Ranking	24 of 30	17 of 30	23 of 30	22 of 30	15 of 27	21 of 24	15 of 17	n.a.

Lipper Fund Category: Equity Asia Pacific Ex-Japan

* Morgan Stanley Capital International All Country Asia Pacific ex-Japan Index (MSCI AC APxJ Index)

Fund performance and Lipper ranking are sourced from Lipper for Investment Management and benchmark is from www.msci.com, 31 October 2024. Performance is calculated on a Net Asset Value ("NAV") to NAV basis with gross income or dividend reinvested. Past performance is not necessarily indicative of future performance.

LIPPER LEADERS RATING (OVERALL)

Total Return	Consistent Return	Preservation	Lipper Leaders Key
③	④	③	Lowest ① Highest ⑤

The Lipper Leaders Ratings System is a set of tools that guide investors and their advisors to select funds that suit individual investment styles and goals. It uses investors-centred criteria to deliver a simple, clear description of a fund's success in meeting certain goals, such as preserving capital or building wealth through consistent strong returns.

Lipper Leader ratings are derived from highly sophisticated formulas that analyse funds against clearly defined criteria. Each fund is ranked against its peers based on the metric used (such as Total Return or Expense), and then the top 20% of funds in that ranking receive the Lipper Leader designation. Lipper Leaders measures are not predictive of future performance, but they do provide context and perspective for making knowledgeable fund investment decisions.

FUND MANAGER'S COMMENTARY

The Fund decreased by 0.27% in Oct 2024, underperformed the benchmark by 1.2%. The underperformance was dragged by selected holdings in technology (Hong Kong, Korea, Taiwan) and consumer staples (Korea and India).

In October, investors stayed on the sidelines ahead of the US election. The recent jobs and retail data suggest that the US economy could be heading towards a soft landing; but the increased odds of a Trump win brought fears of inflation risks resulting to a "higher for longer" scenario that saw most emerging markets experienced foreign outflows. Taiwan outperformed its peers as the 3Q24 results continued to be strong on the back of the still robust AI demand. India market on the other hand was the worst-performing market triggered by the weak reporting results season. Korea and Thailand cut policy rates by 25bps each in Oct, while India and Indonesia kept rates on hold. In FX, most currencies reversed their gains against the USD this month, ahead of the US presidential election on Nov 5.

OTHER INFORMATION ABOUT THE FUND

Year	2019	2020	2021	2022	2023
Annual Fund Performance (%)	10.72	3.93	-1.35	-15.34	4.97
Annual Benchmark Performance (%)	18.30	20.50	0.57	-12.74	11.99
Date/Distribution (RM)	-	-	-	-	17 Mar, 0.0211
Distribution Yield (%)	-	-	-	-	3.16

Source: Distribution and Distribution Yield are sourced from the fund's Annual Report. Fund and Benchmark for current year are based on Year to Date (YTD) figures which is sourced from Lipper for Investment Management. Past performance is not necessarily indicative of future performance.

IMPORTANT INFORMATION

Based on the Fund's portfolio returns as at 31 October 2024, the Volatility Factor (VF) for this Fund is 14.4 and is classified as "High" (Source: Lipper). "High" generally includes funds with VF that are higher than 12.195 but not more than 16.36. The VF means that there is a possibility for the Fund in generating an upside return or downside return around this VF. The Volatility Class (VC) is assigned by Lipper based on quintile ranks of VF for qualified funds. VF is subject to monthly revision. The VF for the Fund may be higher or lower than the VC, depending on the market conditions. The Fund's portfolio may have changed since this date and there is no guarantee that the Fund will continue to have the same VF or VC in the future. Presently, only funds launched in the market for at least 36 months will display the VF and its VC.

Investors are advised to read and understand the contents of the Eastspring Investments Master Prospectus dated 15 July 2017, the Eastspring Investments First Supplementary Master Prospectus dated 2 February 2018, the Eastspring Investments Second Supplementary Master Prospectus dated 31 October 2018, the Eastspring Investments Third Supplementary Master Prospectus dated 2 January 2019, the Eastspring Investments Fourth Supplementary Master Prospectus dated 1 August 2019, the Eastspring Investments Fifth Supplementary Master Prospectus dated 1 October 2020, the Eastspring Investments Sixth Supplementary Master Prospectus dated 15 December 2021, the Eastspring Investments Seventh Supplementary Master Prospectus dated 30 December 2022, the Eastspring Investments Eighth Supplementary Master Prospectus is dated 2 February 2024 (collectively, the "Prospectuses"), as well as the Fund's Product Highlights Sheet ("PHS") before investing. The Prospectuses and PHS are available at offices of Eastspring Investments Berhad or its authorised distributors and investors have the right to request for a copy of the Prospectuses and PHS.

This advertisement has not been reviewed by the Securities Commission Malaysia ("SC"). The Prospectuses have been registered with the SC who takes no responsibility for its contents. The registration of Prospectuses with the SC does not amount to nor indicate that the SC has recommended or endorsed the product. Units will only be issued upon receipt of the application form accompanying the Prospectuses. Past performance of the Fund is not an indication of the Fund's future performance. Unit prices and distribution payable, if any, may go down as well as up. Where a unit split/distribution is declared, investors are advised that following the issue of additional units/distribution, the Net Asset Value ("NAV") per unit will be reduced from pre-unit split NAV/cum-distribution NAV to post-unit split NAV/ex-distribution NAV. Where a unit split is declared, investors are advised that the value of their investment in Malaysian Ringgit will remain unchanged after the issue of the additional units. Investments in the Fund are exposed to security risk, countries or foreign securities risk and currency risk. Investors are advised to consider these risks and other general risks as elaborated in the Prospectuses as well as fees, charges and expenses involved before investing. Investors may also wish to seek advice from a professional adviser before making a commitment to invest in units of any of our funds.

Eastspring Investments is an ultimately wholly owned subsidiary of Prudential plc. Prudential plc, is incorporated and registered in England and Wales. Registered office: 1 Angel Court, London EC2R 7AG. Registered number 1397169. Prudential plc is a holding company, some of whose subsidiaries are authorized and regulated, as applicable, by the Hong Kong Insurance Authority and other regulatory authorities. Prudential plc is not affiliated in any manner with Prudential Financial, Inc., a company whose principal place of business is in the United States of America or with the Prudential Assurance Company Limited, a subsidiary of M&G plc. A company incorporated in the United Kingdom.