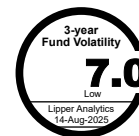


REGULAR INVESTMENT CHOICE FUND

AUGUST 2025



ALL DATA AS AT 31 JULY 2025 UNLESS OTHERWISE STATED

FUND INFORMATION

Launch Date: 9 September 2020

Fund Category/Fund Type: Fund-of-Funds (Equity)/Growth

Fund Size: RM29,669,996.32

Initial Offer Price: RM0.5000

NAV per Unit: RM0.5133

EPF Investment Scheme: Nil

ISIN No: MYU940000CO8

FEES, CHARGES AND EXPENSES

Annual Management Fee:
Up to 1.50% of the NAV per annumAnnual Trustee Fee:
Up to 0.055% of the NAV per annum, subject to a minimum of RM15,000 per annumSales Charge:
Up to 3.00% of the NAV per Unit

Redemption charge: Nil

Redemption Payment Period: Seven (7) business days

TRANSACTION DETAILS

Minimum initial investment:
Lump Sum: Not available
Regular Investment: RM100*Minimum additional investment:
Lump Sum: Not available
Regular Investment: RM100*

* The Manager reserves the right to change the minimum amounts stipulated above from time to time

DISTRIBUTIONS

Income Distribution Policy:
Subject to the availability of income, distribution of income, if any, will be on annual basis, after deduction of taxation and expenses.

Fund NAV:	NAV	Date
52-Week High	0.5559	20-09-2024
52-Week Low	0.4645	09-04-2025

FUND MANAGER

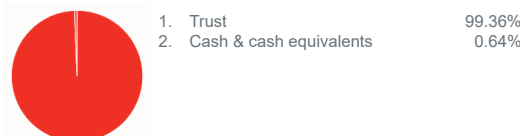
Eastspring Investments Berhad

Eastspring Investments Berhad 200001028634 (531241-U)
Level 22, Menara Prudential,
Persiaran TRX Barat,
55188 Tun Razak Exchange,
Kuala Lumpur
Tel: 603 - 2778 3888
E-mail: cs.my@eastspring.com
Web: www.eastspring.com/my

FUND OBJECTIVE

The Fund seeks to provide investor with long-term capital appreciation by investing in a diversified portfolio of collective investment scheme(s).

ASSET ALLOCATION*



* as percentage of NAV.

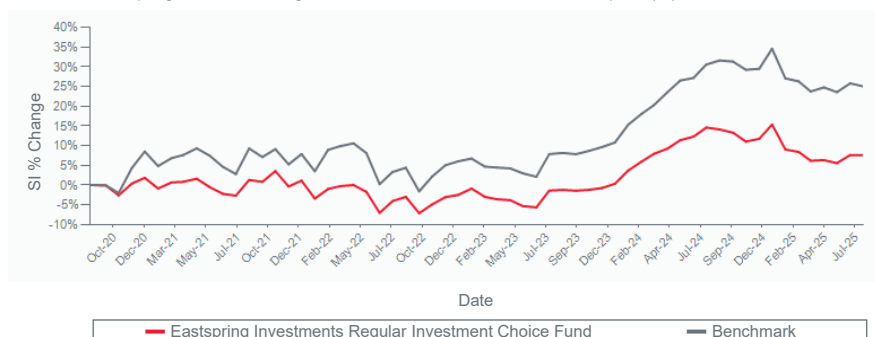
TOP HOLDINGS*

1. Eastspring Investments Equity Income Fund	28.34%	4. Eastspring Investments Asia Pacific Equity MY Fund	7.84%
2. Eastspring Investments Growth Fund	27.29%	5. Eastspring Investments Small-Cap Fund	6.58%
3. Eastspring Investments MY Focus Fund	26.48%		

* as percentage of NAV.

FUND PERFORMANCE

Eastspring Investments Regular Investment Choice Fund - Since Inception (SI) Return Vs Benchmark



The performance is calculated on NAV-to-NAV basis with gross income or dividend reinvested

Source: Lipper for Investment Management. Past performance is not necessarily indicative of future performance.

PERFORMANCE TABLE

	1 month	6 months	YTD	1 year	3 years	5 years	10 years	Since Inception
Fund	-0.04%	-1.33%	-6.74%	-6.13%	12.13%	n.a.	n.a.	7.58%
Benchmark *	-0.62%	-1.61%	-7.10%	-4.26%	21.02%	n.a.	n.a.	25.04%
Lipper Ranking	38 of 55	23 of 55	26 of 55	25 of 55	38 of 54	n.a.	n.a.	n.a.

Lipper Fund Category: Mixed Asset MYR Aggressive & Non-Islamic

* Financial Times Stock Exchange Bursa Malaysia 100 Total Return Index
Fund performance and Lipper ranking are sourced from Lipper for Investment Management and the benchmark is from www.bursamalaysia.com, 31 July 2025. Performance is calculated on a Net Asset Value ("NAV") to NAV basis with gross income or dividend reinvested. Past performance is not necessarily indicative of future performance.

LIPPER LEADERS RATING (OVERALL)

Total Return	Consistent Return	Preservation	Lipper Leaders Key
②	②	⑤	Lowest ① Highest ⑤

The Lipper Leaders Ratings System is a set of tools that guide investors and their advisors to select funds that suit individual investment styles and goals. It uses investors-centred criteria to deliver a simple, clear description of a fund's success in meeting certain goals, such as preserving capital or building wealth through consistent strong returns.

Lipper Leader ratings are derived from highly sophisticated formulas that analyse funds against clearly defined criteria. Each fund is ranked against its peers based on the metric used (such as Total Return or Expense), and then the top 20% of funds in that ranking receive the Lipper Leader designation. Lipper Leaders measures are not predictive of future performance, but they do provide context and perspective for making knowledgeable fund investment decisions.



A Prudential plc company

REGULAR INVESTMENT CHOICE FUND

AUGUST 2025

ALL DATA AS AT 31 JULY 2025 UNLESS OTHERWISE STATED

FUND MANAGER'S COMMENTARY

Malaysian equity performance for big cap stocks were weak in July, given the uncertainties surrounding the US tariffs, post the 90-day pause which expired on 9 July 2025, and the new tariff which was announced for 14 countries that were not able to secure an agreement by then. The tariff on Malaysian products to the US as at the 9 July 2025 was 25% (vs 2 April 2025 at 24%). BNM at their July MPC announced a 25bps cut to OPR to 2.75%, and later announced their revised GDP growth forecasts for 2025 of 4%-4.8% (vs 4.5%-5.5%), taking into account various tariff scenarios. BNM also lowered its inflation outlook to 1.5%-2.3%, citing softer cost and demand pressures. The KLCI closed the month at 1,513.25, down 1.29% mom. The FBM Small Cap index was up 2.77% for the month, outperforming the KLCI. The best performing sectors were Construction (+4.2%) and Technology (+2.9%). The worst performing sectors were Health Care (-3.3%) and Finance (-2.8%). Average value traded on Bursa in July was RM3032m, higher by 41% mom.

OTHER INFORMATION ABOUT THE FUND

Year		2021	2022	2023	2024
Annual Fund Performance (%)		-0.69	-3.59	2.90	14.97
Annual Benchmark Performance (%)		-0.61	-1.69	4.50	21.47
Date/Distribution (RM)		-	18 Oct, 0.0144	-	15 Oct, 0.0083
Distribution Yield (%)		-	3.14	-	1.52

Source: Distribution and Distribution Yield are sourced from the fund's Annual Report. Fund and Benchmark for current year are based on Year to Date (YTD) figures which is sourced from Lipper for Investment Management. Past performance is not necessarily indicative of future performance.

IMPORTANT INFORMATION

Based on the Fund's portfolio returns as at 31 July 2025, the Volatility Factor (VF) for this Fund is 7.0 and is classified as "Low" (Source: Lipper). "Low" generally includes funds with VF that are higher than 4.555 but not more than 8.645. The VF means that there is a possibility for the Fund in generating an upside return or downside return around this VF. The Volatility Class (VC) is assigned by Lipper based on quintile ranks of VF for qualified funds. VF is subject to monthly revision. The VF for the Fund may be higher or lower than the VC, depending on the market conditions. The Fund's portfolio may have changed since this date and there is no guarantee that the Fund will continue to have the same VF or VC in the future. Presently, only funds launched in the market for at least 36 months will display the VF and its VC.

Investors are advised to read and understand the contents of the Eastspring Investments Regular Investment Choice Fund ("Fund") Prospectus dated 9 September 2020, the Fund's First Supplementary Prospectus dated 15 August 2022, the Fund's Second Supplementary Prospectus dated 2 January 2024, the Fund's Third Supplementary Prospectus dated 24 March 2025 (collectively, "the Prospectuses") and the Fund's Product Highlights Sheet ("PHS") before investing. The Prospectuses and PHS are available at offices of Eastspring Investments Berhad or its authorised distributors and investors have the right to request for a copy of the Prospectuses and PHS.

This advertisement has not been reviewed by the Securities Commission Malaysia ("SC"). The Prospectuses have been registered with the SC who takes no responsibility for its contents. The registration of Prospectuses with the SC does not amount to nor indicate that the SC has recommended or endorsed the product. Units will only be issued upon receipt of the application form accompanying the Prospectuses. Past performance is not an indication of the future performance. Unit prices and distributions payable, if any, may go down as well as up. Where a unit split/distribution is declared, investors are advised that following the issue of additional units/distribution, the Net Asset Value ("NAV") per unit will be reduced from pre-unit split NAV/cum-distribution NAV to post-unit split NAV/ex-distribution NAV. Where a unit split is declared, investors are advised that the value of their investment in Malaysian Ringgit will remain unchanged after the issue of the additional units. Investments in the Fund are exposed to collective investment scheme ("CIS") risk, income distribution risk and related party transaction risk while investments in CIS which the Fund invests are exposed to security risk, fund management of CIS risk, risk of errors in calculation of the NAV of the underlying CIS, liquidity risk, interest rate risk, credit or default risk and counterparty risk. Investors are advised to consider these risks and other general risks as elaborated in the Prospectuses, as well as the fees, charges and expenses involved before investing. Investors may also wish to seek advice from a professional adviser before making a commitment to invest in units of any of our funds.

Eastspring Investments is an ultimately wholly owned subsidiary of Prudential plc. Prudential plc, is incorporated and registered in England and Wales. Registered office: 1 Angel Court, London EC2R 7AG. Registered number 1397169. Prudential plc is a holding company, some of whose subsidiaries are authorized and regulated, as applicable, by the Hong Kong Insurance Authority and other regulatory authorities. Prudential plc is not affiliated in any manner with Prudential Financial, Inc., a company whose principal place of business is in the United States of America or with the Prudential Assurance Company Limited, a subsidiary of M&G plc, a company incorporated in the United Kingdom.