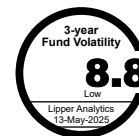


ISLAMIC EQUITY INCOME FUND

MAY 2025



ALL DATA AS AT 30 APRIL 2025 UNLESS OTHERWISE STATED

FUND INFORMATION

Launch Date: 8 April 2019

Fund Category/Fund Type: Equity (Shariah)/Income

Fund Size: RM29,970,777.44

Initial Offer Price: RM 0.5000

NAV per Unit: RM0.5643

EPF Investment Scheme: Nil

ISIN No: MYU940000CH2

FEES, CHARGES AND EXPENSES

Annual Management Fee:

Up to 1.50% of the NAV per annum

Annual Trustee Fee:

Up to 0.065% of the NAV per annum subject to a minimum of RM15,000 per annum

Sales Charge:

Direct: Up to 5.00% of the NAV per Unit

Redemption charge: Nil

Redemption Payment Period: Seven (7) business days

TRANSACTION DETAILS

Minimum initial investment:

Lump Sum: RM1,000*

Regular Investment: RM100*

Minimum additional investment:

Lump Sum & Regular Investment: RM100*

* The Manager reserves the right to change the minimum amounts stipulated above from time to time

DISTRIBUTIONS

Income Distribution Policy:

Subject to the availability of income, distribution of income, if any, will be on annual basis, after deduction of taxation and expenses

Fund NAV:

	NAV	Date
52-Week High	0.6169	17-07-2024
52-Week Low	0.5145	09-04-2025

FUND MANAGER

Manager's Delegate (External Investment Manager)
- EastSpring Al-Wara' Investments Berhad

EastSpring Investments Berhad 200001028634 (531241-U)

Level 22, Menara Prudential,
Persiaran TRX Barat,
55188 Tun Razak Exchange,

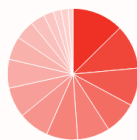
Kuala Lumpur
Tel: 603 - 2778 3888

E-mail: cs.my@eastspring.com
Web: www.eastspring.com/my

FUND OBJECTIVE

The Fund seeks to provide a stable income stream with medium to long-term capital growth

ASSET ALLOCATION*



1. Property	12.62%	9. Oil and Gas	7.08%
2. Telecommunication	10.91%	10. Health Care	5.74%
3. Consumer	9.33%	11. Transportation	4.72%
4. Plantation / Natural Resources	8.01%	12. Conglomerate	3.53%
5. Manufacturing	8.00%	13. Banking & Finance	2.48%
6. Technology	7.73%	14. Cash & cash equivalents	1.95%
7. Power / Utilities	7.50%	15. Trust	1.72%
8. Construction	7.46%	16. Automotive	1.22%

* as percentage of NAV.

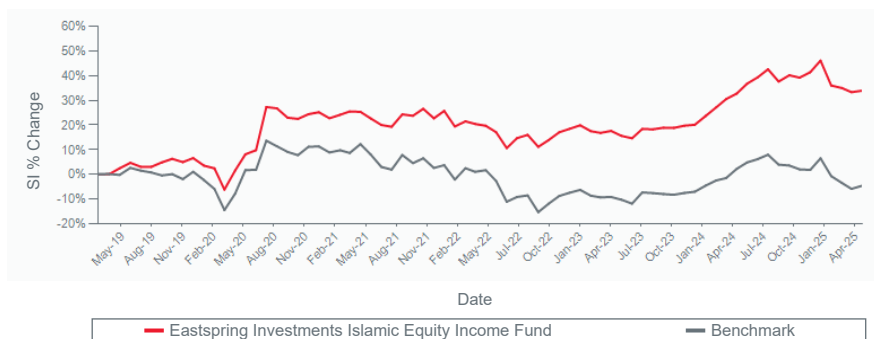
TOP HOLDINGS*

1. Tenaga Nasional Berhad	7.50%	4. IHH Healthcare Berhad	4.10%
2. Telekom Malaysia Berhad	5.80%	5. Petronas Gas Berhad	3.74%
3. Gamuda Berhad	4.11%		

* as percentage of NAV.

FUND PERFORMANCE

EastSpring Investments Islamic Equity Income Fund - Since Inception (SI) Return Vs Benchmark



The performance is calculated on NAV-to-NAV basis with gross income or dividend reinvested

Source: Lipper for Investment Management. Past performance is not necessarily indicative of future performance.

PERFORMANCE TABLE

	1 month	6 months	YTD	1 year	3 years	5 years	10 years	Since Inception
Fund	0.46%	-3.80%	-8.36%	0.88%	11.88%	31.95%	n.a.	33.91%
Benchmark *	1.35%	-6.53%	-10.45%	-6.72%	-6.22%	3.53%	n.a.	-4.67%
Lipper Ranking	4 of 12	2 of 11	4 of 12	2 of 10	3 of 10	5 of 10	n.a.	n.a.

Lipper Fund Category: Equity Malaysia Income- Islamic

* Financial Times Stock Exchange Bursa Malaysia EMAS Shariah Index

Fund performance and Lipper ranking are sourced from Lipper for Investment Management and the benchmark is from www.bursamalaysia.com, 30 April 2025. Performance is calculated on a Net Asset Value ("NAV") to NAV basis with gross income or dividend reinvested. Past performance is not necessarily indicative of future performance.

LIPPER LEADERS RATING (OVERALL)

Total Return	Consistent Return	Preservation	Lipper Leaders Key
③	③	⑤	Lowest Highest
			① ⑤

The Lipper Leaders Ratings System is a set of tools that guide investors and their advisors to select funds that suit individual investment styles and goals. It uses investors-centred criteria to deliver a simple, clear description of a fund's success in meeting certain goals, such as preserving capital or building wealth through consistent strong returns.

Lipper Leader ratings are derived from highly sophisticated formulas that analyse funds against clearly defined criteria. Each fund is ranked against its peers based on the metric used (such as Total Return or Expense), and then the top 20% of funds in that ranking receive the Lipper Leader designation. Lipper Leaders measures are not predictive of future performance, but they do provide context and perspective for making knowledgeable fund investment decisions.



A Prudential plc company 

ISLAMIC EQUITY INCOME FUND

MAY 2025

ALL DATA AS AT 30 APRIL 2025 UNLESS OTHERWISE STATED

FUND MANAGER'S COMMENTARY

The month of April kicked off with "Liberation" Day, as President Donald Trump declared a national economic emergency and announced a new set of reciprocal tariffs on April 2nd. A minimum of 10% tariff was announced on imports from all US trading partners and there was also additional reciprocal tariffs that was supposed to become effective from 9 April which was then put on hold for 90 days except for China which was imposed a higher tariff at 145%. Malaysia fared better than regional peers as other than Singapore and the Philippines, the announced reciprocal tariffs imposed by the US was relatively lower. China's President Xi Jin Ping was in Malaysia for a 3-day visit, where a total of 31 MoUs were signed across sectors such as communications, transport, education and artificial intelligence. During the month, foreign outflows continued for the 7th consecutive month since Oct 2024 of RM1.9b (Apr 2025), bringing YTD foreign outflows of RM11.9b. The FBM Emas Shariah Index closed the month at 11,274.29, up 1.35% mom. The FBM Small Cap Shariah index declined 1.58% for the month, underperforming the FBM Emas Shariah Index. The best performing sectors were Telecommunication (+4.9%) and Consumer (+4.2%). The worst performing sectors were Oil & Gas (-9.2%) and Transport (-5.3%). Average value traded on Bursa in April was RM2405m lower by 15.9% mom.

OTHER INFORMATION ABOUT THE FUND

Year	2020	2021	2022	2023	2024
Annual Fund Performance (%)	17.46	0.44	-5.80	1.42	21.68
Annual Benchmark Performance (%)	10.14	-6.81	-10.80	0.46	14.58
Date/Distribution (RM)	21 Sep, 0.0270	20 Sep, 0.0220	19 Sep, 0.0212	15 Sep, 0.0235	-
Distribution Yield (%)	4.45	3.73	4.00	4.49	-

Source: Distribution and Distribution Yield are sourced from the fund's Annual Report. Fund and Benchmark for current year are based on Year to Date (YTD) figures which is sourced from Lipper for Investment Management. Past performance is not necessarily indicative of future performance.

IMPORTANT INFORMATION

Based on the Fund's portfolio returns as at 30 April 2025, the Volatility Factor (VF) for this Fund is 8.8 and is classified as "Low" (Source: Lipper). "Low" generally includes funds with VF that are higher than 4.73 but not more than 9.185. The VF means that there is a possibility for the Fund in generating an upside return or downside return around this VF. The Volatility Class (VC) is assigned by Lipper based on quintile ranks of VF for qualified funds. VF is subject to monthly revision. The VF for the Fund may be higher or lower than the VC, depending on the market conditions. The Fund's portfolio may have changed since this date and there is no guarantee that the Fund will continue to have the same VF or VC in the future. Presently, only funds launched in the market for at least 36 months will display the VF and its VC.

Investors are advised to read and understand the contents of the Eastspring Investments Islamic Equity Income Fund ("Fund") Prospectus and the Fund's First Supplementary Prospectus both dated 8 April 2019, the Fund's Second Supplementary Prospectus dated 1 August 2019, the Fund's Third Supplementary Prospectus dated 30 September 2022, the Fund's Fourth Supplementary Prospectus dated 2 February 2024, the Fund's Fifth Supplementary Prospectus 21 April 2025 (collectively, the "Prospectuses") and the Fund's Product Highlights Sheet ("PHS") before investing. The Prospectuses and PHS are available at offices of Eastspring Investments Berhad or its authorised distributors and investors have the right to request for a copy of the Prospectuses and PHS.

This advertisement has not been reviewed by the Securities Commission Malaysia ("SC"). The Prospectuses have been registered with the SC who takes no responsibility for its contents. The registration of Prospectuses with the SC does not amount to nor indicate that the SC has recommended or endorsed the product. Units will only be issued upon receipt of the application form accompanying the Prospectuses. Past performance of the Fund is not an indication of the Fund's future performance. Unit prices and distributions payable, if any, may go down as well as up. Where a unit split/distribution is declared, investors are advised that following the issue of additional units/distribution, the Net Asset Value ("NAV") per unit will be reduced from pre-unit split NAV/cum-distribution NAV to post-unit split NAV/ex-distribution NAV. Where a unit split is declared, investors are advised that the value of their investment in Malaysian Ringgit will remain unchanged after the issue of the additional units. Investments in the Fund are exposed to equity risk and Shariah status reclassification risk. Investors are advised to consider these risks and other general risks as elaborated in the Prospectuses, as well as the fees, charges and expenses involved before investing. Investors may also wish to seek advice from a professional adviser before making a commitment to invest in units of any of our funds.

Eastspring Investments is an ultimately wholly owned subsidiary of Prudential plc. Prudential plc, is incorporated and registered in England and Wales. Registered office: 1 Angel Court, London EC2R 7AG. Registered number 1397169. Prudential plc is a holding company, some of whose subsidiaries are authorized and regulated, as applicable, by the Hong Kong Insurance Authority and other regulatory authorities. Prudential plc is not affiliated in any manner with Prudential Financial, Inc., a company whose principal place of business is in the United States of America or with the Prudential Assurance Company Limited, a subsidiary of M&G plc, a company incorporated in the United Kingdom.