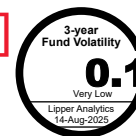


ISLAMIC INCOME FUND [CLASS C] AUGUST 2025

ALL DATA AS AT 31 JULY 2025 UNLESS OTHERWISE STATED



FUND INFORMATION

Launch Date: 8 February 2007

Fund Category/Fund Type: Islamic money market/income

Fund Size: RM1,235,542,204.74

Aggregate Total NAV: RM1,467,804,082.91

Initial Offer Price: 0.5000

NAV per Unit: RM0.5594

EPF Investment Scheme: Nil

ISIN No: MYU940000AN4

FEES, CHARGES AND EXPENSES

Annual Management Fee:
Up to 0.25% of the NAV per annumAnnual Trustee Fee:
Up to 0.04% of the NAV per annum subject to a minimum of RM18,000 per annum

Sales Charge: Nil

Redemption charge: Nil

Redemption Payment Period:
Four (4) business days (Note: In the case of Eastspring Investments Islamic Income Fund, redemption is usually paid within the next business day of acceptance of the completed withdrawal documentation)

TRANSACTION DETAILS

Minimum Initial Investment:
Lump Sum: RM50,000*
Regular Investment: not availableMinimum Additional Investment:
Lump Sum: RM10,000*

* The Manager reserves the right to change the minimum amounts stipulated above from time to time

DISTRIBUTIONS

Income Distribution Policy:
At least monthly, subject to the availability of income

Fund NAV:	NAV	Date
52-Week High	0.5594	31-07-2025
52-Week Low	0.5456	15-08-2024

FUND MANAGER

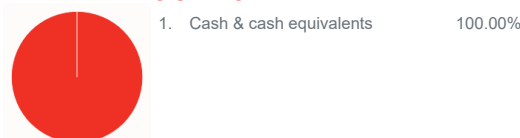
Eastspring Investments Berhad

FUND OBJECTIVE

The Fund seeks to provide liquidity and a steady income* stream by investing in Islamic money market instruments and/or Islamic deposits.

* Income distributed to a unit holder will be reinvested into additional units unless the unit holder opts for the distribution to be paid out.

ASSET ALLOCATION*



* as percentage of NAV.

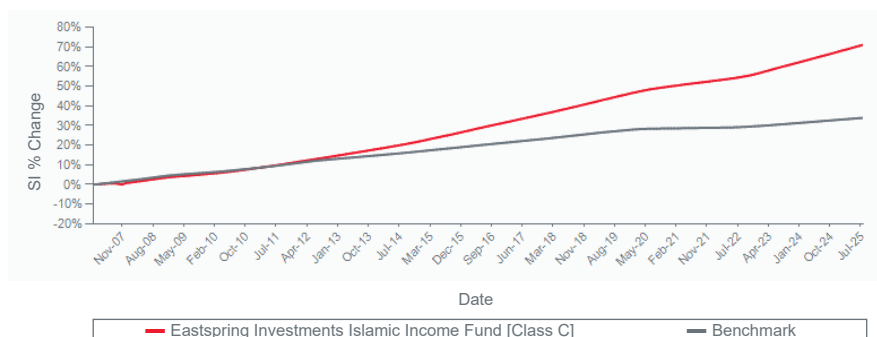
TOP HOLDINGS*

1. CIMB Islamic Bank Berhad (Placement)	19.90%
2. Hong Leong Islamic Bank Berhad (Placement)	19.36%
3. Ambank Islamic Berhad (Placement)	19.09%

* as percentage of NAV.

FUND PERFORMANCE

Eastspring Investments Islamic Income Fund [Class C] - Since Inception (SI) Return Vs Benchmark



The performance is calculated on NAV-to-NAV basis with gross income or dividend reinvested

Source: Lipper for Investment Management. Past performance is not necessarily indicative of future performance.

PERFORMANCE TABLE

	1 month	6 months	YTD	1 year	3 years	5 years	10 years	Since Inception
Fund	0.29%	1.72%	2.04%	3.54%	10.83%	15.06%	37.31%	71.10%
Benchmark *	0.09%	0.62%	0.73%	1.28%	3.70%	4.28%	13.40%	33.91%
Lipper Ranking	n.a.	n.a.	n.a.	n.a.	n.a.	n.a.	n.a.	n.a.

Lipper Fund Category: Money Market MYR - Islamic

* Maybank Islamic overnight deposit rate

Fund performance and Lipper ranking are sourced from Lipper for Investment Management and the benchmark is from www.maybank2u.com.my, 31 July 2025. Performance is calculated on a Net Asset Value ("NAV") to NAV basis with gross income or dividend reinvested. Past performance is not necessarily indicative of future performance.

ISLAMIC INCOME FUND [CLASS C] AUGUST 2025

ALL DATA AS AT 31 JULY 2025 UNLESS OTHERWISE STATED

FUND MANAGER'S COMMENTARY

BNM reduced the OPR by 25bps to 2.75% in July 2025. Following the OPR cut, short-term interbank rates were adjusted downwards in tandem with the overnight and 1-week rates dropped from 3.01% - 3.11% to 2.77% - 2.83%, while the 1-month rates fell from 3.24% to 2.98%.

Similarly, the rate cut effect spilled over to the short-term Bills market, shifting the yields lower by 13-15bps across the curve. Both 1-month and 12-month yields ended the month at 2.85% and 2.88% respectively.

PORTFOLIO CHARACTERISTICS AS AT 31 JULY 2025

	Value
Average Duration (years)	0.15
Average Yield to Maturity (%)	3.61

OTHER INFORMATION ABOUT THE FUND

Year	2021	2022	2023	2024	2025
Annual Fund Performance (%)	1.81	2.24	3.67	3.60	-
Annual Benchmark Performance (%)	0.25	0.59	1.23	1.31	-
Date/Distribution (RM)	0.0094	0.0009	0.0069	0.0107	15 Jul, 0.0004
Distribution Yield (%)	1.81	0.17	1.28	1.96	0.07

Source: Distribution and Distribution Yield are sourced from the fund's Annual Report. Fund and Benchmark for current year are based on Year to Date (YTD) figures which is sourced from Lipper for Investment Management. Past performance is not necessarily indicative of future performance.

IMPORTANT INFORMATION

Based on the Fund's portfolio returns as at 31 July 2025, the Volatility Factor (VF) for this Fund is 0.1 and is classified as "Very Low" (Source: Lipper). "Very Low" generally includes funds with VF that are higher than 0.000 but not more than 4.555. The VF means that there is a possibility for the Fund in generating an upside return or downside return around this VF. The Volatility Class (VC) is assigned by Lipper based on quintile ranks of VF for qualified funds. VF is subject to monthly revision. The VF for the Fund may be higher or lower than the VC, depending on the market conditions. The Fund's portfolio may have changed since this date and there is no guarantee that the Fund will continue to have the same VF or VC in the future. Presently, only funds launched in the market for at least 36 months will display the VF and its VC.

Investors are advised to read and understand the contents of the Eastspring Investments Master Prospectus dated 15 July 2017, the Eastspring Investments First Supplementary Master Prospectus dated 2 February 2018, the Eastspring Investments Second Supplementary Master Prospectus dated 31 October 2018, the Eastspring Investments Third Supplementary Master Prospectus dated 2 January 2019, the Eastspring Investments Fourth Supplementary Master Prospectus dated 1 August 2019, the Eastspring Investments Fifth Supplementary Master Prospectus dated 1 October 2020, the Eastspring Investments Sixth Supplementary Master Prospectus dated 15 December 2021, the Eastspring Investments Seventh Supplementary Master Prospectus dated 30 December 2022, the Eastspring Investments Eighth Supplementary Master Prospectus dated 2 February 2024, the Eastspring Investments Ninth Supplementary Master Prospectus dated 3 June 2025 (collectively, the "Prospectuses"), as well as the Fund's Product Highlights Sheet ("PHS") before investing. The Prospectuses and PHS are available at offices of Eastspring Investments Berhad or its authorised distributors and investors have the right to request for a copy of the Prospectuses and PHS.

This advertisement has not been reviewed by the Securities Commission Malaysia ("SC"). The Prospectuses have been registered with the SC who takes no responsibility for its contents. The registration of Prospectuses with the SC does not amount to nor indicate that the SC has recommended or endorsed the product. Units will only be issued upon receipt of the application form accompanying the Prospectuses. Past performance of the Fund is not an indication of the Fund's future performance. Unit prices and distribution payable, if any, may go down as well as up. Where a unit split/distribution is declared, investors are advised that following the issue of additional units/distribution, the Net Asset Value ("NAV") per unit will be reduced from pre-unit split NAV/cum-distribution NAV to post-unit split NAV/ex-distribution NAV. Where a unit split is declared, investors are advised that the value of their investment in Malaysian Ringgit will remain unchanged after the issue of the additional units. Investments in the Fund are exposed to credit or default risk and interest rate risk. Investors are advised to consider these risks and other general risks as elaborated in the Prospectuses as well as fees, charges and expenses involved before investing. Investors may also wish to seek advice from a professional adviser before making a commitment to invest in units of any of our funds.

Eastspring Investments is an ultimately wholly owned subsidiary of Prudential plc. Prudential plc, is incorporated and registered in England and Wales. Registered office: 1 Angel Court, London EC2R 7AG. Registered number 1397169. Prudential plc is a holding company, some of whose subsidiaries are authorized and regulated, as applicable, by the Hong Kong Insurance Authority and other regulatory authorities. Prudential plc is not affiliated in any manner with Prudential Financial, Inc., a company whose principal place of business is in the United States of America or with the Prudential Assurance Company Limited, a subsidiary of M&G plc, a company incorporated in the United Kingdom.