

# Fund Factsheet

## Reksa Dana Syariah

### Eastspring Syariah Income Global Mixed Asset USD Kelas A

28 November 2025

Mixed Asset Fund

Effective Date	: 24 July 2025
Effective Letter No.	: S-511/PM.02/2025
Inception Date (Class A)	: 30 September 2025
Fund Currency	: US Dollar
NAV/Unit	: USD 0.99
Total Net Asset Value (total of all classes)	: USD 32.94 Million
Minimum Investment*	: Min. Initial Subscription : USD 10,000.00 Min. Subsequent Subscription : USD 100.00
Total Units Offered	: Max. 30 billion units
Pricing Period	: Daily
Subscription Fee	: Max. 2.0% per transaction
Redemption Fee	: Max. 2.0% per transaction
Switching Fee	: Max. is the subscription fee of the designated Eastspring's fund
Management Fee	: Max. 3.0% annually
Custodian Fee	: Max. 0.25% annually
Custodian Bank	: Standard Chartered Bank
ISIN Code	: IDN000566007

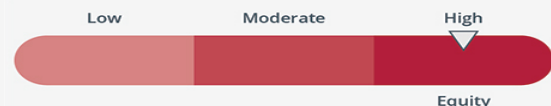
\* The amount might be different if transaction is made through distribution channel.

The fees stated above are excluding any applicable taxes in accordance with the prevailing laws and regulations in Indonesia.

#### Risk Factors

1. Risk of market and decreasing Net Asset Value of each Participation Unit
2. Risk of regulatory changes
3. Risk of liquidity
4. Risk of dissolution and liquidation
5. Risk of changes in economic and political conditions
6. Risk of industry
7. Risk of transaction through electronic system
8. Risk of operational
9. Risk of currency exchange rate
10. Risk of valuation
11. Risk of overseas Stock Exchange closure
12. Risk of credit and default

#### Risk Classification



Eastspring Syariah Sharia Income Global Mixed Asset USD Sharia Mutual Fund invests in equity Sharia Securities traded abroad and invests in Sharia Securities with fixed income also placements in Sharia instruments in the domestic money market and/or Islamic deposits.

#### Investment Objective

Aims to provide optimal long-term investment returns in accordance with the Investment Policy that complies with Sharia Principles in stock exchange.

#### Investment Benefits

Provide optimal long-term investment returns in accordance with the Investment Policy that complies with Sharia Principles in stock exchange.

#### Custodian Bank Profile

Standard Chartered Bank has provided custodial services since 1991. Standard Chartered Bank is a Custodian Bank that is registered and supervised by the Financial Services Authority ('OJK') with a license from Bapepam No. Kep 35/PM.WK/1991 dated 26 June 1991. For further information, the Prospectus can be found at in accordance with applicable OJK regulations, proof of confirmation of purchase, transfer, redemption transactions is valid proof of ownership of Participation Units, which is issued by the Custodian Bank and can be seen through the page <https://akses.ksei.co.id>

Prudential Tower Lantai 23  
Jl. Jend. Sudirman Kav. 79, Jakarta 12910

Telepon : +(62 21) 2924 5555  
Fax : +(62 21) 2924 5556  
E-mail : [ldlist.clientservices.id@eastspring.com](mailto:ldlist.clientservices.id@eastspring.com)  
Website : [eastspring.com/id](http://eastspring.com/id)

#### Investment Manager Profile

Eastspring Investments, part of Prudential Corporation Asia, is Prudential's asset management business in Asia. We are one of Asia's largest asset managers, with operations in 11 Asian countries (including several offices in North America and Europe), with over 400+ investment professionals and more than USD 271.4 billion in assets under management as of 30 September 2024. Eastspring Investments Indonesia is licensed and supervised by Indonesia Financial Service Authority (Surat Keputusan Ketua BAPPEPAM dan LK No. KEP-05/BL/MI/2012 dated 25 April 2012) and one of the largest asset management companies in Indonesia with assets under management of IDR 58.75 trillion as of 29 December 2024. Supported by experienced investment professionals in fund management and mutual funds, Eastspring Investments Indonesia is fully committed to provide high quality financial services to meet various investment needs of investor.

#### Investment Policy

Equity Offshore	: 1% - 79%
Bond	: 1% - 79%
Time Deposit & Cash	: 0% - 79%

#### % Asset Allocation

Syaria Equity	: 66.31%
Sharia Bonds	: 30.82%
Sharia Money Market	: 2.87%

#### 10 Top Holdings

ALPHABET INC	2.10%
APPLE INC	4.21%
BROADCOM INC	1.79%
INDOIS 5.2 07/23/35 REGS	15.52%
INDONESIA GOVT SUKUK 4.5% 01/12/2030	1.53%
MASTERCARD INC	1.84%
MICROSOFT CORP	3.11%
NVIDIA CORP	5.75%
PERUSAHAAN PENERBIT 4.55% 23/07/2030	12.25%
PERUSAHAAN PENERBIT SBSN 4.4%01/03/28	1.53%

#### Country Allocation

USA	47.98%
Indonesia	31.93%
Japan	3.39%
United Kingdom of Great Britain and Northern Ireland	2.97%
China	2.62%
Switzerland	2.45%
Taiwan	2.17%
Netherlands	1.36%
Denmark	0.77%
Others	4.36%

#### Fund Performance \*\*\*

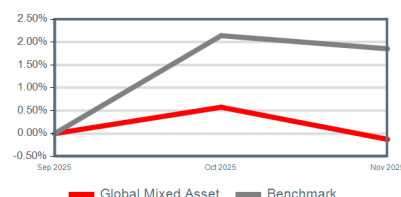
	YTD	1 Mth	3 Mths	6 Mths	1 Yr	3 Yrs	5 Yrs	Since Inception
Global Mixed Asset	N/A	-0.70%	N/A	N/A	N/A	N/A	N/A	-0.13%
Benchmark **	N/A	-0.28%	N/A	N/A	N/A	N/A	N/A	1.86%

<b>Highest Month Performance</b>	Oct 2025	0.58%	<b>Distributed Income</b>	Oct 15	Nov 17
			USD	0.004	0.004
<b>Lowest Month Performance</b>	Nov 2025	-0.70%	% (Annual)	5.00%	5.00%

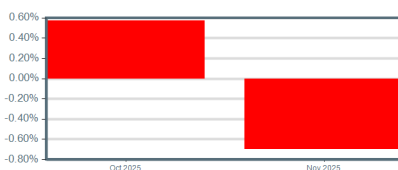
\*\* Benchmark 60% DJIM World Index + 40% Indo Govt. Sukuk Bond USD Index

\*\*\* Mutual fund performance is calculated assuming that all investment returns are reinvested into investment portfolio units

#### Historical Performance Graphic



#### Monthly Performance in the Last 5 Years



#### Disclaimer

INVESTMENT THROUGH MUTUAL FUNDS INVOLVES RISKS. BEFORE DECIDING TO INVEST, PROSPECTIVE INVESTORS MUST READ AND UNDERSTAND THE PROSPECTUS. PAST PERFORMANCE DOES NOT GUARANTEE/REFLECT INDICATIONS OF FUTURE PERFORMANCE. THE FINANCIAL SERVICES AUTHORITY MAKES NO STATEMENT APPROVING OR DISAPPROVING THIS SECURITY, NOR DOES IT CERTIFY THE ACCURACY OR ADEQUACY OF THE CONTENTS OF THIS MUTUAL FUND PROSPECTUS. ANY STATEMENT TO THE CONTRARY IS UNLAWFUL.

Mutual funds are Capital Market products and not products issued by Selling Agents / Banks. Mutual Fund Selling Agent is not responsible for the demands and risks of mutual fund portfolio management carried out by the Investment Manager. This product information summary does not replace the Mutual Fund Prospectus and has been prepared by PT Eastspring Investments Indonesia for information purposes only and does not constitute an offer to buy or a solicitation of an offer to sell. All information contained in this document is presented correctly. If necessary, investors are advised to seek professional advice before making an investment decision. Past performance is not necessarily a guide to future performance, nor are estimates made to give any indication of future performance or trends.

PT Eastspring Investments Indonesia as Investment Manager is registered and supervised by OJK.

PT Eastspring Investments Indonesia and its related and affiliated corporations and their respective directors and officers may own or may take positions in the Securities mentioned in this document and may also perform or seek to perform brokerage and other investment services for companies whose Securities are mentioned in this document.

This document should not be used after 3 months.

PT Eastspring Investments Indonesia is wholly owned and a subsidiary of Prudential, plc. in the UK and is not affiliated with Prudential Financial Inc, which operates primarily in the US, or Prudential Assurance Limited, a subsidiary of M&G UK.