

Fund Factsheet

Reksa Dana Syariah

Eastspring Syariah Fixed Income Amanah Kelas B

30 June 2025

Sharia Fixed Income Fund

| | |
|--|--|
| Effective Date | : 5 April 2017 |
| Effective Letter No. | : S-178/D.04/2017 |
| Inception Date (Class B) | : 26 November 2019 |
| Fund Currency | : Rupiah |
| NAV/Unit | : IDR 1,406.66 |
| Total Net Asset Value (total of all classes) | : IDR 625.74 Billion |
| Minimum Investment* | : Min. Initial Subscription : IDR 30 trillion Min. Subsequent : N/A Subscription |
| Total Units Offered | : Max. 30 billion unit |
| Pricing Period | : Daily |
| Subscription Fee | : Max. 1.0% per transaction |
| Redemption Fee | : Max. 0.5% per transaction |
| Switching Fee | : Max. is the subscription fee of the designated Eastspring's fund |
| Management Fee | : Max. 1.0% annually |
| Custodian Fee | : Max. 0.25% annually |
| Custodian Bank | : Citibank |
| ISIN Code | : IDN000419306 |


Awards

Best Sharia Fixed Income Fund 2024 Bareksa - Kontan Fund Awards
Best Mutual Fund 2023 Bareksa - Kontan Fund Awards

Risk Factors

1. Risk of market and risk of reduction in net asset value of each participation unit
2. Risk of liquidity
3. Risk of dissolution and liquidation
4. Risk of transaction through electronic system
5. Risk of credit and third party (default)
6. Risk concentration in one sector
7. Risk of operational
8. Risk of valuation
9. Risk of regulatory changes

Risk Classification



Reksa Dana Syariah Eastspring Syariah Fixed Income Amanah invests in government and corporate sukuk, and it is categorized as medium risk.

Investment Objective

Aims to provide optimal return in a mid term through investment in Sharia Debt Securities issued by either Indonesian government and/or Indonesian corporation which are offered through Public Offering and/or traded in the Indonesia and domestic money market instruments.

Investment Benefits

Managed professionally, Investment value growth, Investment diversification, Liquidity or Participation unit easy to redeem, Information transparency, Sharia principles compliant in capital market

Custodian Bank Profile

Citibank, N.A. has been operating in Indonesia and conducting activities as a commercial bank since 1968, based on a permit from the Minister of Finance of the Republic of Indonesia with Decree Number D.15.6.3.22 dated June 14, 1968. Started providing Depository/Custodian Bank services in the capital market sector after obtaining permission from the Capital Market authority in 1991 and began offering investment fund administration services in 1996.

For further information, the Prospectus can be found at In accordance with applicable OJK regulations, proof of confirmation of purchase, transfer, redemption transactions is valid proof of ownership of Participation Units, which is issued by the Custodian Bank and can be seen through the page <https://akses.ksei.co.id>

Prudential Tower Lantai 23
Jl. Jend. Sudirman Kav. 79, Jakarta 12910

Telepon : +(62 21) 2924 5555
Fax : +(62 21) 2924 5556
E-mail : idlist.clientservices.id@eastspring.com
Website : eastspring.com/id

Investment Manager Profile

Eastspring Investments, part of Prudential Corporation Asia, is Prudential's asset management business in Asia. We are one of Asia's largest asset managers, with operations in 11 Asian countries (including several offices in North America and Europe), with over 400+ investment professionals and more than USD 271.4 billion in assets under management as of 30 September 2024. Eastspring Investments Indonesia is licensed and supervised by Indonesia Financial Service Authority (Surat Keputusan Ketua BAPEPAM dan LK No. KEP-05/BL/MI/2012 dated 25 April 2012) and one of the largest asset management companies in Indonesia with assets under management of IDR 58.75 trillion as of 29 December 2024. Supported by experienced investment professionals in fund management and mutual funds, Eastspring Investments Indonesia is fully committed to provide high quality financial services to meet various investment needs of investor.

Investment Policy

| | |
|---------------------|--------------|
| Bond | : 80% - 100% |
| Time Deposit & Cash | : 0% - 20% |

% Asset Allocation

| | |
|---------------------|----------|
| Sharia Bonds | : 98.12% |
| Sharia Money market | : 1.88% |

10 Top Holdings

| | |
|---------------------------------|--------|
| PBS029 6.375% 15MAR2034 | 11.52% |
| PBS037 6.875% 15MAR2036 | 16.91% |
| PBS038 6.875% 15DEC2049 | 7.66% |
| PBSG001 6.625% 15SEP2029 | 15.86% |
| SBSN PBS033 6.75% 15JUN2047 | 5.75% |
| SBSN SERI PBS003 6% 15JAN27 | 9.51% |
| SBSN SERI PBS004 6.1% 15FEB37 | 6.89% |
| SBSN Seri PBS021 8.5% 15NOV26 | 5.61% |
| SBSN SERI PBS022 8.625% 15APR34 | 5.63% |
| SBSN SERI PBS030 | 6.18% |

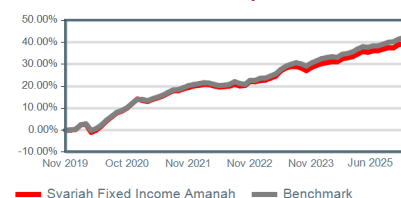
Fund Performance

| | YTD | 1 Mth | 3 Mths | 6 Mths | 1 Yr | 3 Yrs | 5 Yrs | Since Inception |
|-----------------------------|-------|-------|--------|--------|-------|--------|--------|-----------------|
| Syariah Fixed Income Amanah | 3.25% | 0.92% | 2.33% | 3.25% | 5.81% | 17.41% | 34.94% | 40.67% |
| Benchmark ** | 3.61% | 0.84% | 2.41% | 3.61% | 6.28% | 19.02% | 37.08% | 43.39% |

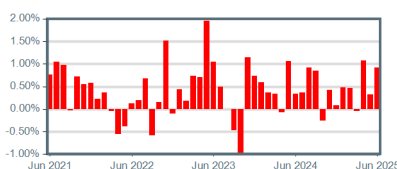
| | | |
|---------------------------|----------|--------|
| Highest Month Performance | Jun 2020 | 2.27% |
| Lowest Month Performance | Mar 2020 | -3.57% |

**Benchmark IBPA Sukuk Index (net) & IDR 1 month (Syariah) Deposit Rate (net)

Historical Performance Graphic



Monthly Performance in the Last 5 Years



Disclaimer

INVESTMENT THROUGH MUTUAL FUNDS INVOLVES RISKS. BEFORE DECIDING TO INVEST, PROSPECTIVE INVESTORS MUST READ AND UNDERSTAND THE PROSPECTUS. PAST PERFORMANCE DOES NOT GUARANTEE/REFLECT INDICATIONS OF FUTURE PERFORMANCE. THE FINANCIAL SERVICES AUTHORITY MAKES NO STATEMENT APPROVING OR DISAPPROVING THIS SECURITY, NOR DOES IT CERTIFY THE ACCURACY OR ADEQUACY OF THE CONTENTS OF THIS MUTUAL FUND PROSPECTUS. ANY STATEMENT TO THE CONTRARY IS UNLAWFUL.

Mutual funds are Capital Market products and not products issued by Selling Agents / Banks. Mutual Fund Selling Agent is not responsible for the demands and risks of mutual fund portfolio management carried out by the Investment Manager. This product information summary does not replace the Mutual Fund Prospectus and has been prepared by PT Eastspring Investments Indonesia for information purposes only and does not constitute an offer to buy or a solicitation of an offer to sell. All information contained in this document is presented correctly. If necessary, investors are advised to seek professional advice before making an investment decision. Past performance is not necessarily a guide to future performance, nor are estimates made to give any indication of future performance or trends.

PT Eastspring Investments Indonesia as Investment Manager is registered and supervised by OJK.

PT Eastspring Investments Indonesia and its related and affiliated corporations and their respective directors and officers may own or may take positions in the Securities mentioned in this document and may also perform or seek to perform brokerage and other investment services for companies whose Securities are mentioned in this document.

This document should not be used after 3 months.

PT Eastspring Investments Indonesia is wholly owned and a subsidiary of Prudential, plc. in the UK and is not affiliated with Prudential Financial Inc, which operates primarily in the US, or Prudential Assurance Limited, a subsidiary of M&G UK.