



Looking for income and stability? Why investors need to expand their tool kit

Colin Graham, Chief Investment Officer, Multi Asset Solutions, Eastspring Investments

While a steady income sounds appealing, having a stable portfolio is just as important with memories of the market's large swings in May still fresh in investors' minds. However, with falling bond yields and the risk of a trade war just a tweet away, investors will likely need to expand their repertoire of asset classes to achieve the twin goal of income and stability.

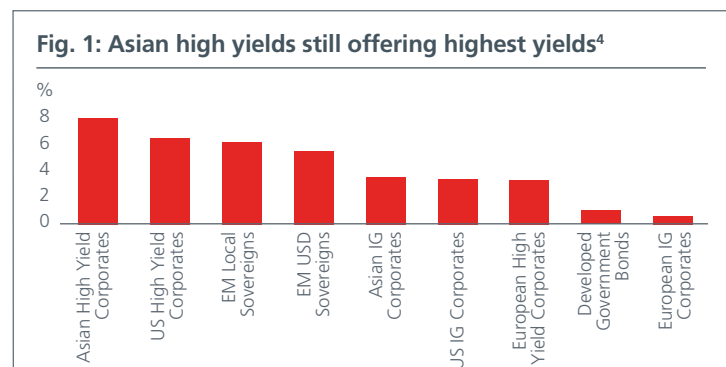
There are multiple sources of income, so investors need not limit themselves to just one or two. A combined approach can be a more optimal way to help mitigate the various challenges within different income producing asset classes.

Bonds have traditionally been a source of income and stability. As bond yields have fallen lower and even reached negative levels in some countries, investors have gravitated towards higher yielding bonds including high yield bonds and emerging market debt (EMD). These bonds however come with higher volatility compared to investment grade bonds.

The market value of bonds trading at negative yields reached a new record of USD13.7tn¹.

At the same time, the average yield of the global bond market has fallen from 2.51% in November last year to around 1.64%². With global central banks poised to loosen monetary policy further to counter the slowing global economy and address weak inflation, rates look likely to remain low for longer.

Against this backdrop, it is no surprise that Asian and US high yields have been popular with investors. The Asian high yield bond market has grown six-fold since 2005, providing investors with greater choice. As of end June, the average yield on Asian high yields is around 7.4%, higher than US and European high yields. See Fig. 1. Credit



fundamentals have also been supportive - the average annual default rate for Asian high yield corporates of 2.3% is also significantly lower than other high yield markets³.

Furthermore, the Federal Reserve's rate cut in July gives Asian central banks flexibility to reduce rates, which is potentially supportive of the bond market. That said, given the more challenging growth conditions in Asia and globally, our Singapore fixed income team has turned more selective. While still finding opportunities within Asian high yields, they are also paring exposures in bonds with higher liquidity risks or which may face higher spillover risks arising from the US-China trade conflict.

Over in the US, US high yields' returns in the first half of 2019 (10% in USD terms) have been the strongest since 2016. Two-thirds of the returns came from price gains, a feat that looks unlikely to be repeated in the second half of the year. Nevertheless, the average yield on US high yields is still attractive around 6%, although it is down from 8% at the start of the year. Meanwhile, given above average valuations and slowing US corporate profits, investors need to consider credit quality and liquidity factors more carefully when accessing the US high yield space⁵.

LOOK BEYOND HIGH YIELDS

In looking for income from bonds, investors may not want to ignore EMD. After all, EMD represents a near USD20 trillion universe, or about half of the non-US debt market. With increasingly diverse issuers currently offering average yields of 5-6%⁶, EMD potentially offers investors another attractive source of income. That said, in-depth bottom-up research would be needed to navigate the vast and diverse universe. Returns from EMD also tend to be more volatile over shorter (1-year) holding periods.

Bonds, however, are not the only assets that offer income. Dividends (from stocks) have also historically been a reliable source of income. In Asia, dividends make up more than 40% of total returns from stocks in the last ten years. This is higher than the share in the US (25%) and Japan (28%). Only Europe is superior, with dividends

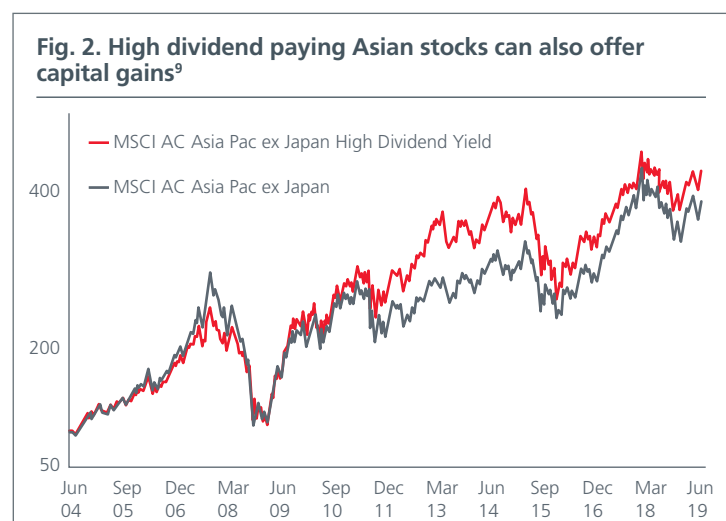
contributing to 47% of total returns over the same period⁷.

And there is room for more dividends in Asia with companies currently paying out 36% of their earnings in dividends, below the 47% average of developed markets⁸. There has also been increasing diversification - Asian dividend payers are no longer restricted to utility or telecom companies. Our Singapore equity income team are currently finding opportunities in the financials, information technology and real estate sectors.

Beyond just income, dividend paying Asian stocks also offer potential capital gains. An index of high dividend yielding Asian stocks have historically outperformed its broader benchmark over the last 10 years. See Fig. 2. Interestingly, research by MSCI showed that high dividend yielding stocks in the emerging markets outperform their developed market peers as investors regard stable income to be a safe harbour against local economic and currency risks. That said, stock-level research with a focus on cash flow and dividend sustainability would be required to identify true winners.

THE WHOLE IS GREATER THAN THE SUM OF ITS PARTS

A combined approach provides flexibility to shift exposures between the different income producing asset classes in response to the changing economic and market environment. The various income

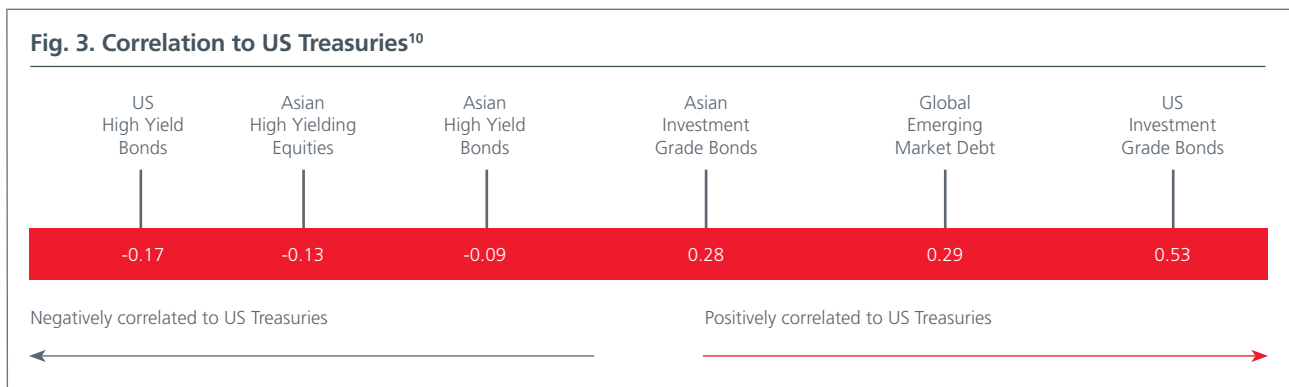


producing assets have different correlations to US Treasuries (See Fig. 3) and at the same time, US/Asian High Yields appear to fare better in a risk-on environment. As such, lower yielding but less volatile Treasuries and investment grade bonds can play an important role in helping to stabilise a portfolio of income producing assets, especially during periods of high market volatility.

A combined approach can therefore help lower the volatility of an income producing portfolio

while increasing the probability of achieving long term capital gains. Capital preservation or gains are important as they enhance and sustain a portfolio’s ability to continue paying out regular income over the long term, across all market conditions.

In today’s investment climate, where bond yields are falling and markets are likely to fluctuate on the latest trade or economic developments, a diverse portfolio of income producing assets may be better suited to deliver both income and stability to investors. The whole is greater than the sum of its parts.



Sources: ¹Bloomberg. As of 26 July 2019. ²Bloomberg. 13 August 2019. ³Source: JP Morgan, 20 February 2019; excluding 100% quasi-sovereigns. ⁴Bloomberg. Eastspring Investments. BofAML, Citigroup, Markit iBoxx as at 28 June 2019. Asian HY Corp as represented by BofA Merrill Lynch Asian Dollar High Yield Corp Index. Asian IG Corp as represented by BofA Merrill Lynch Asian Dollar Investment Grade Corp Index. US IG Corp and US HY Corp as represented by BofA Merrill Lynch US Corp and High Yield Indices respectively, Asian Local Bonds as represented by the Markit iBoxx Asian Local Bond Index, Asian USD Bonds as represented by BofA Merrill Lynch Asian Dollar Index, Developed Govt bonds represented by Citigroup World Government Bond index. EUR HY Corp and EUR IG Corp represented by BofA Merrill Lynch Euro High Yield and Euro Corporate Indices respectively. EM USD Sovereign as represented by JP Morgan EMBI Global Diversified External Debt Index. HY= High Yield, IG = Investment Grade. Average yield for corporate bonds are based on yield to worst. ⁵PPM Quarterly Insights. 2Q 2019. ⁶End June 2019. ⁷Bloomberg. In local currency terms for Europe and Japan. June 2009 to June 2019. ⁸Bloomberg. 2018 figures. ⁹MSCI. End June 2019. ¹⁰Bloomberg, Eastspring Investments, 28 June 2019, based on monthly returns; *The above is not drawn to scale; US Treasuries as measured by ICE BofAML US Treasury Index, Asian High Yield and Asian Investment Grade Bonds as measured by JPM JACI Corp non investment grade and JPM JACI Index respectively. Asian High Dividend Yielding Equities as measured by MSCI AC Asia High Dividend Yield Index. Global Emerging Market Debt as measured by JPM EMBI Global Diversified Index. US Investment Grade Bonds as measured by the ICE BofAML US Corporate Index. Please note that there are limitations to the use of such indices as proxies for the past performance in the respective asset classes/sector.

Disclaimer

This document is produced by Eastspring Investments (Singapore) Limited and issued in:

Singapore and Australia (for wholesale clients only) by Eastspring Investments (Singapore) Limited (UEN: 199407631H), which is incorporated in Singapore, is exempt from the requirement to hold an Australian financial services licence and is licensed and regulated by the Monetary Authority of Singapore under Singapore laws which differ from Australian laws.

Hong Kong by Eastspring Investments (Hong Kong) Limited and has not been reviewed by the Securities and Futures Commission of Hong Kong.

Indonesia by PT Eastspring Investments Indonesia, an investment manager that is licensed, registered and supervised by the Indonesia Financial Services Authority (OJK).

Malaysia by Eastspring Investments Berhad (531241-U).

United States of America (for institutional clients only) by Eastspring Investments (Singapore) Limited (UEN: 199407631H), which is incorporated in Singapore and is registered with the U.S Securities and Exchange Commission as a registered investment adviser.

European Economic Area (for professional clients only) and Switzerland (for qualified investors only) by Eastspring Investments (Luxembourg) S.A., 26, Boulevard Royal, 2449 Luxembourg, Grand-Duchy of Luxembourg, registered with the Registre de Commerce et des Sociétés (Luxembourg), Register No B 173737.

United Kingdom (for professional clients only) by Eastspring Investments (Luxembourg) S.A. - UK Branch, 125 Old Broad Street, London EC2N 1AR.

Chile (for institutional clients only) by Eastspring Investments (Singapore) Limited (UEN: 199407631H), which is incorporated in Singapore and is licensed and regulated by the Monetary Authority of Singapore under Singapore laws which differ from Chilean laws.

The afore-mentioned entities are hereinafter collectively referred to as **Eastspring Investments**.

The views and opinions contained herein are those of the author on this page, and may not necessarily represent views expressed or reflected in other Eastspring Investments' communications. This document is solely for information purposes and does not have any regard to the specific investment objective, financial situation and/or particular needs of any specific persons who may receive this document. This document is not intended as an offer, a solicitation of offer or a recommendation, to deal in shares of securities or any financial instruments. It may not be published, circulated, reproduced or distributed without the prior written consent of Eastspring Investments. Reliance upon information in this posting is at the sole discretion of the reader. Please consult your own professional adviser before investing.

Investment involves risk. Past performance and the predictions, projections, or forecasts on the economy, securities markets or the economic trends of the markets are not necessarily indicative of the future or likely performance of Eastspring Investments or any of the funds managed by Eastspring Investments.

Information herein is believed to be reliable at time of publication. Data from third party sources may have been used in the preparation of this material and Eastspring Investments has not independently verified, validated or audited such data. Where lawfully permitted, Eastspring Investments does not warrant its completeness or accuracy and is not responsible for error of facts or opinion nor shall be liable for damages arising out of any person's reliance upon this information. Any opinion or estimate contained in this document may subject to change without notice.

Eastspring Investments (excluding JV companies) companies are ultimately wholly-owned/indirect subsidiaries/associate of Prudential plc of the United Kingdom. Eastspring Investments companies (including JV's) and Prudential plc are not affiliated in any manner with Prudential Financial, Inc., a company whose principal place of business is in the United States of America.



A member of Prudential plc (UK) 