



It's Got To Be Earned: Calculate The Cost

Brought to you by



HOW DO I GET THAT ITEM I WANT?



KIDS SEE AND know that their parents go to 'work'. Sometimes they even visit them there. For younger children, work takes mum and dad away from them, but they don't understand why. For older children, going to work means less time spent with them; while they are old enough to understand that mum and dad go to work and what job they have, they may not understand WHY.


Why is this important?

Making the invisible process of earning and paying bills concrete is important so people understand that to get the things one needs or wants, someone needs to earn the money to buy them. In addition, the constraints of how much one earns and whether one earns necessitates the learning of an essential skill: self-control! The music video also introduces this concept: When children decide how they want to earn money, they should try to choose a way to earn that suits their interests and skills.

Money DOESN'T grow on trees and spending money happens only after you've earned it!

Working in a job which allows you to utilise your interests and skills is the best way to earn money!





ZUL SEES AN ad on TV and wants a cool radio-controlled car. He asks his parents for the money and they say “no”. At first Zul is just sad and angry but as he walks around his house he is bombarded with price tags that show him that all those everyday things in his home (comb, toothpaste, items in his backpack, food and furniture) cost money — maybe that’s why his parents said, “No”?! As Zul’s parents go off to work Zul starts to understand that they are both earning pay cheques that help to pay for the everyday things as well as a few wants they all might have. He knows he is very lucky because of what his mom and dad provide him with.

After thinking this all through, he realises that if he wants the cool radio-controlled car he’s got to earn some extra money on his own. As Zul is trying to decide what to do, he considers options that he would be good at and enjoy doing. He knows that he’s good with numbers, but prefers to work outdoors. Then he passes a fruit store and gets the idea to sell fruit from the apple trees in his backyard.

First, he asks his mom and dad if it would be ok to sell apples from their trees for money. They say “yes”. Then Zul’s friends also lend a helping hand. Just like that, he is able to earn the money he needs to buy the radio-controlled car.



Activity Supplies: Paper, Scissors, Tape, Pencil & Calculator

1 DISCUSS

Start this activity by watching this music video. Then ask the questions and discuss with your child(ren):

- Do you know what mum and/or dad do at work?
- Why do you think mum and dad go to work?
- What do you think we do with the money we earn?
- Discuss what you do with the money you earn.

2 CREATE

Label the House:

1. First, choose a room or a few rooms in your house together to label the items in it/them with price tags.
2. Then, ask everyone participating in this activity to guess how much the things in the selected room(s) cost. Mark these estimates on the worksheet (see Page 6).
3. Next, cut out some price tag labels (see Page 5) or make your own labels. Go around the room(s) guessing the cost for each item. Write that cost on your label and then tape the label to each item in the room(s). If anyone doesn't know the actual cost of an object, encourage guessing. The point of this activity is not to learn the actual cost but the concept that everything costs money and therefore, there is a need to EARN!

Don't forget to label the items that are a bit more 'invisible':

- | | |
|-------------------------|----------------------------|
| ✓ Refrigerator | ✓ Food in the Refrigerator |
| ✓ Mirror | ✓ Lights |
| ✓ Air Conditioning/Heat | ✓ Electricity |
| ✓ Phone | ✓ Computer |
| ✓ Internet Service | |

4. Use the worksheet (see Page 6) to write down all of the items in the room(s). Then, use a calculator to add them up. Calculate the total cost!
5. Compare the original estimates with the Total Cost from your worksheet. Whoever guessed closest to the actual calculated cost wins!!

3 REVIEW








Now that you have calculated the cost, answer the following questions together:

- What did you learn from knowing how much things at home cost?
- Where does the money to pay for those things come from? (PROBE: What do mum and dad have to do to get the money?)
- Discuss how much different jobs PAY.
- Then ask: What do you think you might want to do to earn money when you get older?
- Then discuss using interests and skills as a way to think of methods to earn money.




Label The House

Cut-Out Sheet





As seen on



www.Cha-Ching.asia

Brought to you by



We would love to hear your feedback. Visit our website and tell us about your experience with this activity and/or what you and your child(ren) learned from doing this activity.

© 2011 Prudential Corporation Asia. All rights reserved.