




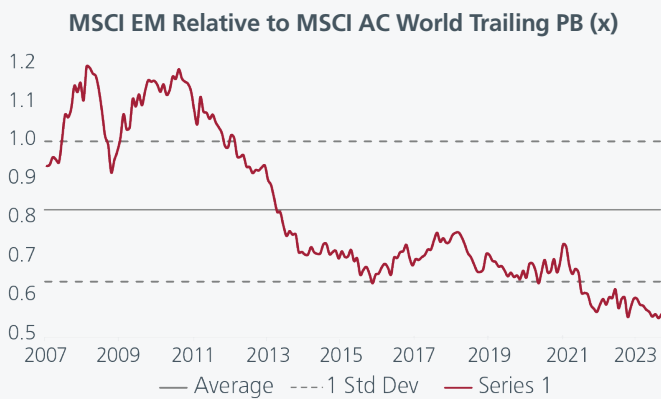
Global Emerging Markets Dynamic Strategy

Why invest in Global Emerging Markets (“GEM”)

Global emerging markets (“GEM”) are expected to grow 3.3% in 2023, surpassing the growth of the developed economies¹. The GEM universe, which consists of Emerging Europe, Middle East, Africa, Latin America and Asia, offers investors exposure to multiple regions with diversified growth drivers and the opportunity to invest in globally leading businesses.

Meanwhile, GEM equities are currently trading below their long term average valuations and are very cheap compared to developed-market equities. (Fig 1)

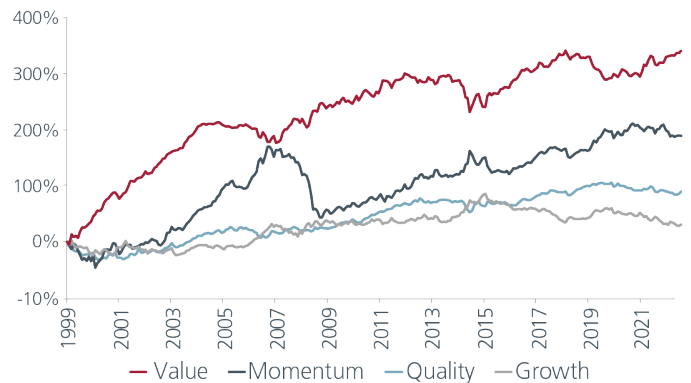
Fig 1: Global emerging markets are very cheap relative to developed markets¹



Within GEM, value stocks have historically outperaced their growth counterparts over the long term and have seen this outperformance re-assert itself over the past 2 years. (Fig. 2)

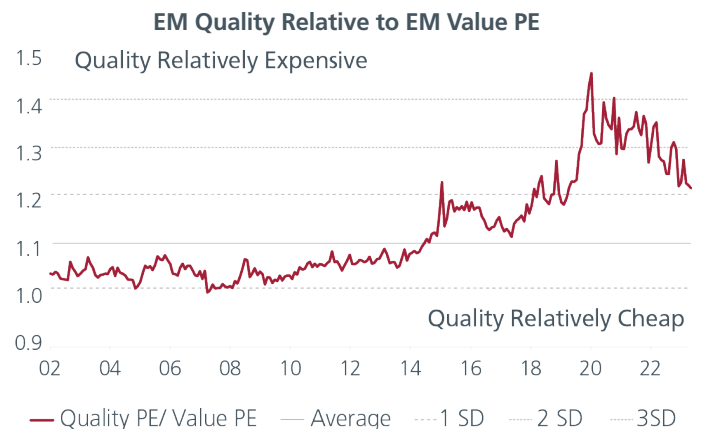
Fig 2: Value has outperformed in GEM Equities over the long term²

GEM Style Indices – Cumulative Factor Performance over the MSCI Emerging Markets Index



The potential for further outperformance of value stocks within GEM appears significant. Despite value stocks’ recent outperformance, they remain attractively priced relative to growth and quality stocks. This is because investor bias for growth and quality stocks, especially those in the e-commerce space, in the preceding years have inflated prices beyond their underlying fundamentals. (Fig. 3). We also see a more supportive macroeconomic environment for Value outperformance going forward.

Fig 3: Quality and growth names are extremely expensive³



Why Eastspring Investments for Global Emerging Markets

Eastspring Investments is a global asset manager with Asia at its core. Since 1994, we have built an unparalleled local presence in 11 Asian markets and distribution offices in North America and Europe.

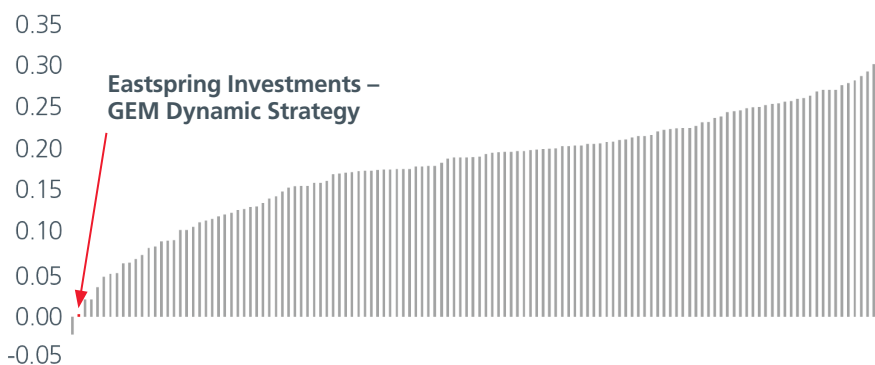
Asia accounts for 70% of the GEM universe. Eastspring Investments' headquarters in Singapore places us at the heart of Asia, close to many of the markets in which we invest. Our team's focus and experience in this region help us navigate the complex GEM universe for our investors.

Our Value approach to unlocking alpha in emerging markets

We believe that the next five years are likely to be very different from the last decade as global market valuations and global central bank policies normalize. In response to the Global Financial Crisis, central banks and governments focused on easing monetary policy and strengthening the banking system. With no inflation, cheap money and excess liquidity, the market favoured the services, technology and other "new economy" sectors and companies which had capex/asset light business models. However, post COVID-19, what we see going forward are policy responses focused on productive assets, more capex spending, reshoring of manufacturing, supply chain diversification, and decarbonization – all which favour "real economy" sectors and companies. Against this dynamic, we are also seeing substantial inflationary pressures along with rising interest rates which historically are positive for value stocks while presenting headwinds for expensive growth and quality stocks.

A Value approach to GEM investing has delivered outperformance over the long term, taking a differentiated approach can also give diversification benefits to clients. With 95% of our GEM equity peer group portfolios biased towards growth / quality investing, we believe our Strategy's portfolio of attractive Value stocks can offer prospects the compelling proposition of both potential upside capture and diversification away from their exposure to expensive growth / quality stocks. This diversification benefit is evidenced in Fig. 4 below.

Fig 4: Our disciplined valuation approach leads to low correlation of active returns⁴



In a snapshot: Eastspring Investments – Global Emerging Markets Dynamic Strategy

- ▶ We aim to generate superior long-term returns for our clients by consistently applying our disciplined valuation approach to identify stocks that will outperform in GEM.
- ▶ The strategy is a concentrated portfolio containing 40-60 of our very best ideas across GEM. We look for solid valuation signals across the market, choosing stocks that may have fallen out of favour or whose price reflects a significant overreaction by the market.
- ▶ Rather than following the herd and being influenced by behavioural biases, our longer-term mindset allows us to focus on sustainable earnings and potentially capture sizeable, mispriced opportunities.
- ▶ The standard GEM team here consists of a diverse set of highly experienced managers with clearly defined responsibilities. They work within a unique culture that maximises challenge and debate. These factors are vital to executing our strategy and delivering repeatable performance to investors.

How we build the strategy



An ethical mantle

We believe the best investment decisions are made when environmental, social, and governance (ESG) factors are incorporated into our investment process.

- ▶ Eastspring Investments has an established responsible investing framework which includes stewardship and ESG policies that inform and govern our business and investment teams. Against this overarching framework, we have empowered each investment team to integrate these policies into their distinct investment approach and strategies, as we don't believe there is a one size fits all approach to ESG application.
- ▶ We embed ESG impact into company valuations. We assess material ESG risks to sustainable earnings and monitor the progress of such risks and opportunities in our "ESG dashboard".
- ▶ We believe that engaging with investee companies on ESG issues is essential to understanding and protecting the portfolio from financial and non-financial risks. As such, we vote on all resolutions (except when it is not in the best interests of our clients).



Our investment process

Our bottom-up, valuation-driven investment process has been designed to target mispriced equities in a disciplined and repeatable manner. It consists of four stages:

Idea generation: We use proprietary screens to identify valuation outliers and to systematically exploit behavioural mispricing. In identifying these outliers, we can focus our research resources on only the best ideas.

Fundamental analysis: We conduct extensive fundamental research to understand key drivers of sustainable earnings and valuations, as well as what is being priced by the market. Stocks with the highest shared team conviction and best upside potential make it to our conviction list.

Portfolio construction: We construct the portfolio with our highest conviction ideas while taking into account stock correlations and unintended risks. Stocks from this conviction list become the core positions in our GEM strategies.

Risk control and review: Ongoing review of the portfolio helps instil process integrity and sell discipline. Our robust risk framework is conducted by the GEM team, senior management and our independent risk oversight team.



Investment philosophy

We believe that:

- ▶ Value style can generate superior long term returns when applied to GEM strategies.
- ▶ Behavioural biases influence both investor expectations and risk appetites.
- ▶ Prices frequently move more than is justified due to shifts in investors' risk perceptions. True underlying value is not always reflected in stock prices. By detaching ourselves emotionally and with rigorous analysis and discipline over a longer time frame, we can exploit these opportunities.

Investment team lead



Steven Gray, CFA, MBA
Portfolio Manager

All investment decisions and outcomes are shared across the GEM team. However, Portfolio Manager Steven Gray has the ultimate responsibility for the daily monitoring of the portfolio, overseeing trades and position sizing.

Strategy characteristics (as of 30 September 2023)

Portfolio characteristics

Active Share	87.9%
Estimated Strategy Risk	16.1%
Cash Weight	2.5%

Aggregate valuation ratios

	Fund	BM	Active
Price to book (F12m)	0.8	1.4	-0.5
Price to earnings (F12m)	8.3	11.7	-3.4
Dividend Yield (F12m)	4.2%	3.2%	1.0%
EV/EBITDA# (Last)	7.2	11.8	-4.6
Sales Growth (3yr history)	20.3%	24.4%	-4.2%
Earnings per share Growth (3yr history)	39.4%	45.9%	-6.5%

#EV/EBITDA: Enterprise Value (EV) to its Earnings Before Interest, Taxes, Depreciation & Amortization (EBITDA)

Strategy details

Style: Value

Inception Date: 29 October 2010

Strategy AUM: USD 1,377 million
(as at 30 September 2023)

Benchmark: MSCI Emerging Markets Index

Source: ¹MSCI, Refinitiv Datastream, Eastspring Investments, 30 September 2023. Notes: PB = Price-to-book. DM is MSCI AC World Index PB, EM is MSCI AC Emerging Market Index PB. ²Eastspring Investments, 30 September 2023. Market cap weighted. Returns of respective factors reflect the cumulative returns taking the performance of the bottom quintile of stocks from the top quintile of stocks, rebalanced on a monthly basis, from 31 December 1999. The style index described is unmanaged and not available for direct investment. Please note, there are limitations to the use of such style indices as proxies for the past performance in the respective asset classes/sector. The historical performance or forecast presented is not indicative of, and should not be construed as being indicative of, or otherwise used as a proxy for the future or likely performance of the Strategy. ³Macquarie Quantitative Research, 30 September 2023. Relative PE (price-to-earnings) of top quintile of quality (by Macquarie quality score) versus top quintile of value (by Macquarie value score) stocks and top quintile of growth (by Macquarie growth score) versus top quintile of value (by Macquarie value score) stocks in MSCI Emerging Markets. ⁴eVestment, Eastspring Investments, as at 30 September 2023. Correlation of active returns calculated on all eVestment Emerging equity all cap universe (133 funds). Strategies with track records spanning December 2010 (Eastspring GEM Composite Inception) to current date specified. Chart is for illustrative purposes only.

Disclaimer

For Institutional, Professional or Qualified Investors Only. Not for distribution to the retail public.

This document is produced by Eastspring Investments (Singapore) Limited and issued in:

The European Economic Area (for professional clients only), the UK (professional clients only) and Switzerland (for qualified investors only) by Eastspring Investments (Luxembourg) S.A., 26, Boulevard Royal, 2449 Luxembourg, Grand-Duchy of Luxembourg, registered with the Registre de Commerce et des Sociétés (Luxembourg), Register No B 173737.

The afore-mentioned entities are hereinafter collectively referred to as Eastspring Investments.

This document is solely for information purposes and does not have any regard to the specific investment objective, financial situation and/or particular needs of any specific persons who may receive this document. This document is not intended as an offer, a solicitation of offer or a recommendation, to deal in shares of securities or any financial instruments. It is a marketing communication and it may not be published, circulated, reproduced or distributed without the prior written consent of Eastspring Investments.

Investment involves risk. Past performance and the predictions, projections, or forecasts on the economy, securities markets or the economic trends of the markets are not necessarily indicative of the future or likely performance of Eastspring Investments or any of the funds managed by Eastspring Investments.

Information herein is believed to be reliable at time of publication. Where lawfully permitted, Eastspring Investments does not warrant its completeness or accuracy and is not responsible for error of facts or opinion nor shall be liable for damages arising out of any person's reliance upon this information. Any opinion or estimate contained in this document may subject to change without notice.

Eastspring Investments (excluding JV companies) companies are ultimately wholly-owned/indirect subsidiaries/associate of Prudential plc of the United Kingdom. Eastspring Investments companies (including JV's) and Prudential plc are not affiliated in any manner with Prudential Financial, Inc., a company whose principal place of business is in the United States of America or with Prudential Assurance Company, a subsidiary of M&G plc, a company incorporated in the United Kingdom.

FOR UNITED ARAB EMIRATES DOMICILED QUALIFIED INVESTORS ONLY.

This document and the information contained herein does not constitute and is not intended to constitute a public offer of securities in the United Arab Emirates and accordingly should not be construed as such. It is addressed to a limited number of exempt investors in the UAE who fall under one of the following categories of non-natural Qualified Investors: (1) an investor which is able to manage its investments on its own, namely: (a) the federal government, local governments, government entities and authorities or companies wholly owned by any such entities; (b) a person licensed to carry out a commercial activity in the UAE, provided that investment is one of the object of such person; or (2) an investor who is represented by an investment manager licensed by the SCA.

No units or shares that might be related with this strategy, licensed or registered with the UAE Central Bank, the Securities and Commodities Authority, the Dubai Financial Services Authority, the Financial Services Regulatory Authority or any other relevant licensing authorities or governmental agencies in the UAE ("the Authorities"). The Authorities assume no liability for any investment that named addressee makes as non-natural Qualified investor. The document is for the use of the named addressee only and should not be given or shown to any other person (other than employees, agents or consultants in connection with the addressee's consideration thereof).

Dirk Tödte

dirk.toedte@eastspring.com

Eastspring Investments (Luxembourg)

S.A.

26 Boulevard Royal

L-2449 Luxembourg

Tel: +352 229999 5100

Gordon Hogarth

gordon.hogarth@eastspring.com

Eastspring Investments (Luxembourg)

S.A. UK Branch

1 Angel Court

London, EC2R 7AG

Tel: +44 (0) 203 9818 778

Mike Woolley

mike.woolley@eastspring.com

Tel: +44 (0) 203 9818 779

eastspring.com/lu