

아시아 증시는 전 세계적으로 바이러스 감염자 수가 100만 명을 넘어서면서 금요일 대부분 하락했습니다. 실망스러운 경제 지표로 인해 투자심리도 위축되었습니다. Caixin PMI는 중국의 서비스 부문이 3월에 계속 위축되어 있는 것을 보여주었고, 별도의 조사 결과 홍콩의 비즈니스 활동이 지속적으로 악화되고 있는 것으로 나타났습니다. 일본과 한국 증시는 대체로 변동이 없었습니다. 일본 증시는 의료 공급에 대한 수요의 향상이 실적을 올릴 것이라는 희망으로 헬스케어 종목의 반등에 의해 부분적으로 지지를 받았습니다.

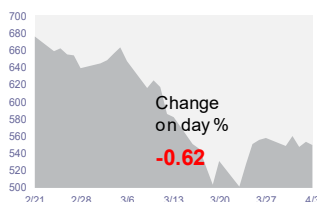
유럽 증시는 하락했습니다. 보험사들은 배당금 지급 및 자사주 매입 중단 요청 이후 하락했고, 이로 인해 은행주 역시 하락세를 보였습니다. 데이터 측면에서는, 유로존의 사업 활동은 3월에 급격히 감소하여 시장 심리를 더욱 위축시켰습니다. 하지만 헬스케어 주식이 이러한 추세에 맞서면서 의료 공급에 대한 긴급한 수요의 수혜를 받았습니다. 2월 유로존 소매판매 증가세에 힘입어 소매주들도 반등했는데, 이는 폐쇄 조치를 앞두고 소비자들이 물품을 비축하기 위해 몰려들었기 때문입니다.

미국 증시는 금요일 코로나 바이러스로 인한 추가적인 경제적 충격의 조짐으로 하락 마감했습니다. 3월에 미국의 비농업인 고용은 701,000명 감소했는데, 이는 2011년 9월 이후 첫 감소입니다. 투자자들은 이것이 노동시장 침체의 시작이라고 우려했습니다. 대부분의 섹터가 하락했는데, 특히 유틸리티, 원자재, 금융주들이 하락했습니다. 하지만 경기 방어적인 소비재주들은 소폭 상승했습니다.

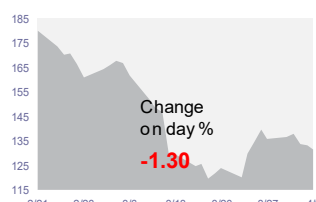
미국채 가격은 금요일 지속적인 안전자산 수요로 금리가 3주 내 최저치를 기록하며 강세를 보였습니다. 10년 만기 금리는 0.59%로 마감되었습니다.

국제 유가는 사우디 아라비아가 시장 안정세를 회복하기 위해 OPEC과 그 동맹국들 간의 긴급 회의를 소집하겠다고 밝힌 이후 상승세를 이어갔습니다.

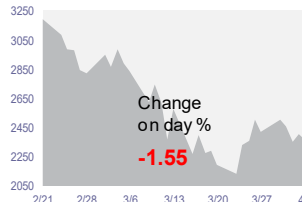
Asia (ex Japan) Equity



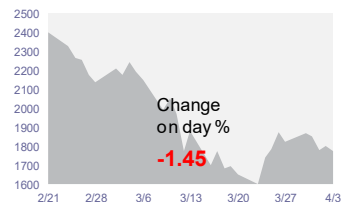
Europe (ex UK) Equity



US Equity



World Equity



Data as of

April 3, 2020

US Indexes	Last	% Chg	%YTD Chg
Dow Jones Industrial Average	21,052.53	-1.69	-26.23
Nasdaq Composite	7,373.08	-1.53	-17.83
S&P 500	2,488.65	-1.51	-22.97
S&P 500 Volatility (Vix)	46.80	-8.07	239.62
MSCI US	2,364.36	-1.55	-23.15

Europe Indexes	Last	% Chg	%YTD Chg
Euro Stoxx 50	2,662.99	-0.95	-28.89
FTSE 100 (UK)	5,415.50	-1.18	-28.20
DAX (Germany)	9,525.77	-0.47	-28.10
CAC-40 (France)	4,154.58	-1.57	-30.50
FTSE MIB Index (Italy)	16,384.35	-2.67	-30.30
Ibex35 (Spain)	6,581.60	0.11	-31.08
MSCI Europe ex UK	131.59	-1.30	-23.67

Asia Indexes	Last	% Chg	%YTD Chg
S&P/ASX (Australia)	5,067.48	-1.68	-22.93
NZX 50 Index (New Zealand)	9,935.18	0.66	-13.55
Hang Seng (Hong Kong)	23,236.11	-0.19	-17.57
Hang Seng China Enterprise Index	9,491.10	-0.37	-15.02
Jakarta Composite Index (Jakarta)	4,623.43	2.03	-26.61
KLCI (Malaysia)	1,330.65	-0.02	-16.25
KOSPI (Korea)	1,725.44	0.03	-21.49
PSEI (Philippines)	5,346.97	0.09	-31.58
BSE Sensex 30 (India)	27,590.95	-2.39	-33.12
SET (Thailand)	1,138.84	0.05	-27.91
Shanghai SE Composite (Shanghai)	2,763.99	-0.60	-9.38
Shanghai Shenzhen CSI 300 Index (A-shares)	3,713.22	-0.57	-9.36
MSCI China Index (H-shares)^	75.35	-0.74	-12.08
Straits Times Index (Singapore)	2,389.29	-2.60	-25.86
Topix (Japan)	1,325.13	-0.36	-22.13
Nikkei 225 (Tokyo)	17,820.19	0.01	-23.97
Taiwan Taiex Index (Taiwan)	Holiday	Holiday	-19.45
Ho Chi Minh Stock Index	701.80	3.17	-26.97
MSCI Asia ex Japan	549.56	-0.62	-20.15

World Index	Last	% Chg	%YTD Chg
MSCI World Index	1776.86	-1.45	-24.66

Others	Last	% Chg	%YTD Chg
Bovespa (Brazil)	69,537.60	-3.80	-39.87
Mexbol (Mexico)	33,075.41	-1.53	-24.04
MSCI Latin America	1,482.97	(3.40)	-49.17
MSCI Emerging Markets	831.72	(0.81)	-25.38

Government Bonds - 10 Yr Benchmark (Yield/bid)	Last	Net Chg	Net YTD Chg
US Generic Govt 10-year	0.59	0.00	-1.29
UK Govt 10-year Note Generic	0.31	-0.02	-0.51
German Govt Bonds 10-year	-0.44	-0.01	-0.26
Italy Govt Bonds 10-year	1.55	0.08	0.14
Japan Govt Bonds 10-year	-0.01	0.00	0.01
Singapore Govt Bonds 10-year	1.04	-0.06	-0.70

Bond Indexes	Last	% Chg	%YTD Chg
Citigroup World Govt Bond	814.39	0.07	4.10
JP Morgan Asian Credit +	228.50	-0.12	-3.67
JP Morgan EMBI Eurobonds +	652.30	0.31	-12.28
Citigroup US HY Market	938.69	-0.85	-15.37
JP Morgan Asian HY Corp +	275.68	-0.08	-12.14

Interest rate	Last	Net Chg	Net YTD Chg
LIBOR USD 3-month #	1.39	0.01	-0.52

Commodities +	Last	% Chg	%YTD Chg
Oil (Light Crude)	28.34	11.93	-56.32
Gold	1,633.70	0.49	7.35

Currencies (Base Currency: 1 USD)	Last	% Chg	%YTD Chg
Euro	0.93	-0.56	-3.55
Yen	108.55	-0.59	-0.28
Pound	0.82	-1.04	-7.65
AUD	1.67	-1.03	-14.06
SGD	1.44	-0.56	-6.46

Source: Eastspring Investments (Singapore) Limited., MSCI from Bloomberg in USD terms. ^MSCI China Index (H-shares): HKD. All data extracted from Bloomberg are in local currency terms except those denoted by "+", which are in USD terms. % Chg and net change refers to the change compared to previous trading day. YTD stands for year to date. # Libor rates come from British Bankers Association. NA represents not available.

For more information contact: content@eastspring.com | T: +65 6349 9100

DISCLAIMER

This document is produced by Eastspring Investments (Singapore) Limited and issued in:

- **Singapore and Australia (for wholesale clients only)** by Eastspring Investments (Singapore) Limited (UEN: 199407631H), which is incorporated in Singapore, is exempt from the requirement to hold an Australian financial services licence and is licensed and regulated by the Monetary Authority of Singapore under Singapore laws which differ from Australian laws.
- **Hong Kong** by Eastspring Investments (Hong Kong) Limited and has not been reviewed by the Securities and Futures Commission of Hong Kong.
- **Indonesia** by PT Eastspring Investments Indonesia, an investment manager that is licensed, registered and supervised by the Indonesia Financial Services Authority (OJK).
- **Malaysia** by Eastspring Investments Berhad (531241-U).
- **United States of America (for institutional clients only)** by Eastspring Investments (Singapore) Limited (UEN: 199407631H), which is incorporated in Singapore and is registered with the U.S Securities and Exchange Commission as a registered investment adviser.
- **European Economic Area (for professional clients only) and Switzerland (for qualified investors only)** by Eastspring Investments (Luxembourg) S.A., 26, Boulevard Royal, 2449 Luxembourg, Grand-Duchy of Luxembourg, registered with the Registre de Commerce et des Sociétés (Luxembourg), Register No B 173737.
- **United Kingdom (for professional clients only)** by Eastspring Investments (Luxembourg) S.A. - UK Branch, 125 Old Broad Street, London EC2N 1AR.
- **Chile (for institutional clients only)** by Eastspring Investments (Singapore) Limited (UEN: 199407631H), which is incorporated in Singapore and is licensed and regulated by the Monetary Authority of Singapore under Singapore laws which differ from Chilean laws.

The afore-mentioned entities are hereinafter collectively referred to as **Eastspring Investments**.

The views and opinions contained herein may not necessarily represent views expressed or reflected in other Eastspring Investments' communications. This document is solely for information purposes and does not have any regard to the specific investment objective, financial situation and/or particular needs of any specific persons who may receive this document. This document is not intended as an offer, a solicitation of offer or a recommendation, to deal in shares of securities or any financial instruments. It may not be published, circulated, reproduced or distributed without the prior written consent of Eastspring Investments. Reliance upon information in this posting is at the sole discretion of the reader. Please consult your own professional adviser before investing.

Investment involves risk. Past performance and the predictions, projections, or forecasts on the economy, securities markets or the economic trends of the markets are not necessarily indicative of the future or likely performance of Eastspring Investments or any of the funds managed by Eastspring Investments.

Information herein is believed to be reliable at time of publication. Data from third party sources may have been used in the preparation of this material and Eastspring Investments has not independently verified, validated or audited such data. Where lawfully permitted, Eastspring Investments does not warrant its completeness or accuracy and is not responsible for error of facts or opinion nor shall be liable for damages arising out of any person's reliance upon this information. Any opinion or estimate contained in this document may subject to change without notice.

Eastspring Investments (excluding JV companies) companies are ultimately wholly-owned/indirect subsidiaries/associate of Prudential plc of the United Kingdom. Eastspring Investments companies (including JV's) and Prudential plc are not affiliated in any manner with Prudential Financial, Inc., a company whose principal place of business is in the United States of America.

For more information contact: content@eastspring.com | T: +65 6349 9100